


Let's model a ...

- Relatively dense, $n_H = 10^3 \text{ cm}^{-3}$
- ISM cloud
- Ionized by an O star



1

Commands – Hazy1 Chap 3

- Free format keywords and numbers
- Input deck ends with empty line or *****
- Many numbers are logs, check Hazy1 carefully

2

Incident radiation field, Hazy 1, Chap 4

- Often the only energy source for the cloud
- SED – shape of radiation field
- Brightness, how intense it is
- These are specified separately

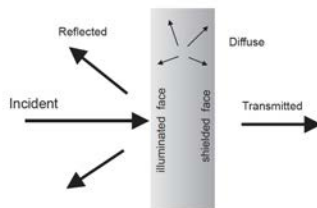
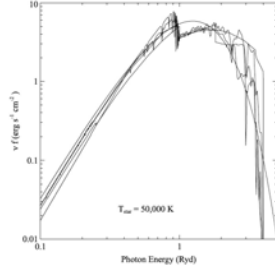


Figure 2.1: Several of the radiation fields that enter in the calculations.

3

Parameters – the SED shape

- Can be specified as a fundamental shape such as a blackbody
 - QSG Chapter 5, Hazy 1, Chapters 4, 6
- Or by interpolation on a table of points
 - Plot shows BB & 4 available stellar SEDs
- Rydberg
 - approximately the ionization potential of hydrogen
 - The natural unit for atomic physics
 - Internally, Cloudy works with Rydbergs



4

SED shape

Chapter 6

INCIDENT RADIATION FIELD SHAPE

6.1 Overview

The spectral energy distribution (SED) of the incident radiation field should be specified between the energies of 3.040×10^{-9} Ryd ($\lambda \approx 29.98$ m) and 100 MeV $\approx 7.354 \times 10^6$ Ryd. The low-energy region is important for Compton cooling, photoionization from excited states of the elements, free-free heating, H^- heating, and grain heating. The high-energy portion is important for Auger and secondary ionization, Compton heating, and pair production. Energies greater than 100 MeV are not generally important since the Klein - Nishina electron-scattering cross section is small. CLOUDY will complain, but compute the model if possible, if the incident radiation field is not specified over the full energy range. An intensity of zero will be assumed for missing portions of the incident radiation field.

5

blackbody

6.4 Blackbody t=e5 K [linear, log, luminosity]

The continuum will be a blackbody with temperature (K) given by the number. The temperature may be entered directly or as a log. The number is assumed to be a log if it is less than or equal to 10 and linear if greater than 10. The keywords **log** and **linear** will override this default and force the interpretation of the numbers to be either a log or linear. Embedded commas can improve readability, such as

```
black body, Temp = 1e6 K
```

which is equivalent to

```
black 1000000
```

or

```
black body t=6 .
```

6

Table 2.3 Calculated Strömgren radii as function of spectral types spheres AGN3

| Spectral type | T_* (K) | M_V | $\log Q(\text{H}^\beta)$ (photons/s) | $\log n_e n_p r_1^3$ n in cm^{-3} ; r_1 in pc | $\log n_e n_p r_1^3$ n in cm^{-3} ; r_1 in pc | r_1 (pc) $n_e = n_p$ $= 1 \text{ cm}^{-3}$ |
|---------------|-----------|-------|---|--|--|--|
| O3 V | 51,200 | -5.78 | 49.87 | 49.18 | 6.26 | 122 |
| O4 V | 48,700 | -5.55 | 49.70 | 48.99 | 6.09 | 107 |
| O4.5 V | 47,400 | -5.44 | 49.61 | 48.90 | 6.00 | 100 |
| O5 V | 46,100 | -5.33 | 49.53 | 48.81 | 5.92 | 94 |
| O5.5 V | 44,800 | -5.22 | 49.43 | 48.72 | 5.82 | 87 |
| O6 V | 43,600 | -5.11 | 49.34 | 48.61 | 5.73 | 81 |
| O6.5 V | 42,300 | -4.99 | 49.23 | 48.49 | 5.62 | 75 |
| O7 V | 41,000 | -4.88 | 49.12 | 48.34 | 5.51 | 69 |
| O7.5 V | 39,700 | -4.77 | 49.00 | 48.16 | 5.39 | 63 |
| O8 V | 38,400 | -4.66 | 48.87 | 47.92 | 5.26 | 57 |
| O8.5 V | 37,200 | -4.55 | 48.72 | 47.63 | 5.11 | 51 |
| O9 V | 35,900 | -4.43 | 48.56 | 47.25 | 4.95 | 45 |
| O9.5 V | 34,600 | -4.32 | 48.38 | 46.77 | 4.77 | 39 |
| B0 V | 33,300 | -4.21 | 48.16 | 46.23 | 4.55 | 33 |
| B0.5 V | 32,000 | -4.10 | 47.90 | 45.69 | 4.29 | 27 |
| O3 III | 50,960 | -6.09 | 49.99 | 49.30 | 6.38 | 134 |
| B0.5 III | 30,200 | -5.31 | 48.27 | 45.86 | 4.66 | 36 |
| O3 Ia | 50,700 | -6.4 | 50.11 | 49.41 | 6.50 | 147 |
| O9.5 Ia | 31,200 | -6.5 | 49.17 | 47.17 | 5.56 | 71 |

Note: $T = 7,500 \text{ K}$ assumed for calculating α_B .

7

Table 2.3 Calculated Strömgren radii as function of spectral types spheres AGN3

| Spectral type | T_* (K) | M_V | $\log Q(\text{H}^\beta)$ (photons/s) | $\log n_e n_p r_1^3$ n in cm^{-3} ; r_1 in pc | $\log n_e n_p r_1^3$ n in cm^{-3} ; r_1 in pc | r_1 (pc) $n_e = n_p$ $= 1 \text{ cm}^{-3}$ |
|---------------|-----------|-------|---|--|--|--|
| O3 V | 51,200 | -5.78 | 49.87 | 49.18 | 6.26 | 122 |
| O4 V | 48,700 | -5.55 | 49.70 | 48.99 | 6.09 | 107 |
| O4.5 V | 47,400 | -5.44 | 49.61 | 48.90 | 6.00 | 100 |
| O5 V | 46,100 | -5.33 | 49.53 | 48.81 | 5.92 | 94 |
| O5.5 V | 44,800 | -5.22 | 49.43 | 48.72 | 5.82 | 87 |
| O6 V | 43,600 | -5.11 | 49.34 | 48.61 | 5.73 | 81 |
| O6.5 V | 42,300 | -4.99 | 49.23 | 48.49 | 5.62 | 75 |
| O7 V | 41,000 | -4.88 | 49.12 | 48.34 | 5.51 | 69 |
| O7.5 V | 39,700 | -4.77 | 49.00 | 48.16 | 5.39 | 63 |
| O8 V | 38,400 | -4.66 | 48.87 | 47.92 | 5.26 | 57 |
| O8.5 V | 37,200 | -4.55 | 48.72 | 47.63 | 5.11 | 51 |
| O9 V | 35,900 | -4.43 | 48.56 | 47.25 | 4.95 | 45 |
| O9.5 V | 34,600 | -4.32 | 48.38 | 46.77 | 4.77 | 39 |
| B0 V | 33,300 | -4.21 | 48.16 | 46.23 | 4.55 | 33 |
| B0.5 V | 32,000 | -4.10 | 47.90 | 45.69 | 4.29 | 27 |
| O3 III | 50,960 | -6.09 | 49.99 | 49.30 | 6.38 | 134 |
| B0.5 III | 30,200 | -5.31 | 48.27 | 45.86 | 4.66 | 36 |
| O3 Ia | 50,700 | -6.4 | 50.11 | 49.41 | 6.50 | 147 |
| O9.5 Ia | 31,200 | -6.5 | 49.17 | 47.17 | 5.56 | 71 |

Note: $T = 7,500 \text{ K}$ assumed for calculating α_B .

From absorption line spectrum

8

```
# <=> this is a comment
#
# the cloud is ionized by a nearby star cluster, NGC 6611. The brightest
# star is the O3 - O5 V star W205 which is about 2kpc distant
# McLeod+15 http://adsabs.harvard.edu/abs/2015MNRAS.450.1057M
#
# 50 000 K blackbody, roughly an O3 - O5 V star
blackbody, T=4.87e4 K # the AGN3 Table 2.3 entry for O4 V
```

9

SED brightness , Hazy 1, Chap 5

- **Luminosity case**
 - Specify total photon luminosity
 - $Q(H)$ or L into 4π per second
 - Must specify radius to get flux
 - Predict line luminosities
- **Intensity case**
 - In a resolved source, often work with surface brightness, or line intensity
 - Specify flux of photons striking cloud, predict emission per unit area
 - Radius not needed

10

SED brightness

- QSG Chapter 5, Hazy1 Chapter 4 and 5
- Atomic physics needs the flux of photons striking the cloud's illuminated face
 - Units photons $\text{cm}^{-2} \text{s}^{-1}$
- $\phi(H) = \frac{Q(H)}{4\pi r^2} \text{cm}^{-2} \text{s}^{-1}$
 - Hazy1 section 5.13
 - AGN3 section 2.1

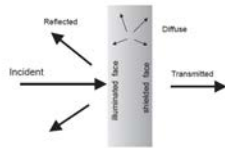


Figure 2.1: Several of the radiation fields that enter in the calculations.

Hazy 1

11

Intensity of radiation field

- Atomic physics needs flux of photons, photons $\text{cm}^{-2} \text{s}^{-1}$

Chapter 5

INCIDENT RADIATION FIELD LUMINOSITY

5.1 Overview

All commands setting the intensity or luminosity of the incident radiation field are defined in this Chapter.

12

Luminosity of the star

- Can specify as M_V , or $L_{bolometric}$
- But number of hydrogen-ionizing photons $Q(H)$ is more meaningful
- $Q(H) = \int_{\nu_0}^{\infty} \frac{L_{\nu}}{h\nu} d\nu$ photons s^{-1}
 - AGN3 section 2.3
 - Hazy 1 section 5.14

13

Table 2.3
Calculated Strömgren radii as function of spectral types spheres AGN3

| Spectral type | T_* (K) | M_V | $\log Q(H^0)$ (photons/s) | $\log n_e n_p r_1^3$ n in cm^{-3} ; r_1 in pc | $\log n_e n_p r_1^3$ n in cm^{-3} ; r_1 in pc | r_1 (pc) $n_e = n_p$ $= 1 cm^{-3}$ |
|---------------|-----------|-------|------------------------------|---|---|--|
| O3 V | 51,200 | -5.78 | 49.87 | 49.18 | 6.26 | 122 |
| O4 V | 48,700 | -5.55 | 49.70 | 48.99 | 6.09 | 107 |
| O4.5 V | 47,400 | -5.44 | 49.61 | 48.90 | 6.00 | 100 |
| O5 V | 46,100 | -5.33 | 49.53 | 48.81 | 5.92 | 94 |
| O5.5 V | 44,800 | -5.22 | 49.43 | 48.72 | 5.82 | 87 |
| O6 V | 43,600 | -5.11 | 49.34 | 48.61 | 5.73 | 81 |
| O6.5 V | 42,300 | -4.99 | 49.23 | 48.49 | 5.62 | 75 |
| O7 V | 41,000 | -4.88 | 49.12 | 48.34 | 5.51 | 69 |
| O7.5 V | 39,700 | -4.77 | 49.00 | 48.16 | 5.39 | 63 |
| O8 V | 38,400 | -4.66 | 48.87 | 47.92 | 5.26 | 57 |
| O8.5 V | 37,200 | -4.55 | 48.72 | 47.63 | 5.11 | 51 |
| O9 V | 35,900 | -4.43 | 48.56 | 47.25 | 4.95 | 45 |
| O9.5 V | 34,600 | -4.32 | 48.38 | 46.77 | 4.77 | 39 |
| B0 V | 33,300 | -4.21 | 48.16 | 46.23 | 4.55 | 33 |
| B0.5 V | 32,000 | -4.10 | 47.90 | 45.69 | 4.29 | 27 |
| O3 III | 50,960 | -6.09 | 49.99 | 49.30 | 6.38 | 134 |
| B0.5 III | 30,200 | -5.31 | 48.27 | 45.86 | 4.66 | 36 |
| O3 Ia | 50,700 | -6.4 | 50.11 | 49.41 | 6.50 | 147 |
| O9.5 Ia | 31,200 | -6.5 | 49.17 | 47.17 | 5.56 | 71 |

Note: $T = 7,500$ K assumed for calculating α_B .

Models of stellar atmosphere

14

Table 2.3
Calculated Strömgren radii as function of spectral types spheres AGN3

| Spectral type | T_* (K) | M_V | $\log Q(H^0)$ (photons/s) | $\log n_e n_p r_1^3$ n in cm^{-3} ; r_1 in pc | $\log n_e n_p r_1^3$ n in cm^{-3} ; r_1 in pc | r_1 (pc) $n_e = n_p$ $= 1 cm^{-3}$ |
|---------------|-----------|-------|------------------------------|---|---|--|
| O3 V | 51,200 | -5.78 | 49.87 | 49.18 | 6.26 | 122 |
| O4 V | 48,700 | -5.55 | 49.70 | 48.99 | 6.09 | 107 |
| O4.5 V | 47,400 | -5.44 | 49.61 | 48.90 | 6.00 | 100 |
| O5 V | 46,100 | -5.33 | 49.53 | 48.81 | 5.92 | 94 |
| O5.5 V | 44,800 | -5.22 | 49.43 | 48.72 | 5.82 | 87 |
| O6 V | 43,600 | -5.11 | 49.34 | 48.61 | 5.73 | 81 |
| O6.5 V | 42,300 | -4.99 | 49.23 | 48.49 | 5.62 | 75 |
| O7 V | 41,000 | -4.88 | 49.12 | 48.34 | 5.51 | 69 |
| O7.5 V | 39,700 | -4.77 | 49.00 | 48.16 | 5.39 | 63 |
| O8 V | 38,400 | -4.66 | 48.87 | 47.92 | 5.26 | 57 |
| O8.5 V | 37,200 | -4.55 | 48.72 | 47.63 | 5.11 | 51 |
| O9 V | 35,900 | -4.43 | 48.56 | 47.25 | 4.95 | 45 |
| O9.5 V | 34,600 | -4.32 | 48.38 | 46.77 | 4.77 | 39 |
| B0 V | 33,300 | -4.21 | 48.16 | 46.23 | 4.55 | 33 |
| B0.5 V | 32,000 | -4.10 | 47.90 | 45.69 | 4.29 | 27 |
| O3 III | 50,960 | -6.09 | 49.99 | 49.30 | 6.38 | 134 |
| B0.5 III | 30,200 | -5.31 | 48.27 | 45.86 | 4.66 | 36 |
| O3 Ia | 50,700 | -6.4 | 50.11 | 49.41 | 6.50 | 147 |
| O9.5 Ia | 31,200 | -6.5 | 49.17 | 47.17 | 5.56 | 71 |

Note: $T = 7,500$ K assumed for calculating α_B .

Radio observations of brems emission of H II regions

15

```
# <== this is a comment
#
# the cloud is ionized by a nearby star cluster, NGC 6611. The brightest
# star is the O3 - O5 V star W205 which is about 2kpc distant
# McLeod+15 http://adsabs.harvard.edu/abs/2015MNRAS.450.1057M
#
# 50 000 K blackbody, roughly an O3 - O5 V star
blackbody, T=4.87e4 K # the AGN3 Table 2.3 entry for O4 V
Q(H) 49.70
#
```

16

Radius command, Chap 9.10

- If luminosity is set then the radius, the separation between the star and the illuminated face of the cloud, must also be specified to derive flux of photons on cloud surface
- Radius command
 - log radius in cm by default
 - Linear, or parsecs, can be used by setting optional keywords
- Let's put our cloud 10^{19} cm from the star, a bit over 2 parsec

RADIUS gives the separation between the star and the cloud.
units are log cm. The projected separation between star
and nebula is about 2 pc according to McLeod. This is
slightly more than 2 pc (log 2 pc 18.78 cm)
radius 19

17

```
# <== this is a comment
#
# the cloud is ionized by a nearby star cluster, NGC 6611. The brightest
# star is the O3 - O5 V star W205 which is about 2kpc distant
# McLeod+15 http://adsabs.harvard.edu/abs/2015MNRAS.450.1057M
#
# 50 000 K blackbody, roughly an O3 - O5 V star
blackbody, T=4.87e4 K # the AGN3 Table 2.3 entry for O4 V
Q(H) 49.70
#
# RADIUS gives the separation between the star and the cloud.
# units are log cm. The projected separation between star
# and nebula is about 2 pc according to McLeod. This is
# slightly more than 2 pc (log 2 pc 18.78 cm)
radius 19
#
```

18

Gas density

Chapter 8

DENSITY LAWS

8.1 Overview

Hydrogen plays a fundamental role in any astrophysical plasma because of its large abundance. As a result the hydrogen density [cm^{-3}] is a fundamental parameter. Commands that specify how the hydrogen density is set, and how it changes with radius or depth, are described in this section. Constant density is the default. In this case the total hydrogen density (the sum of the protons in atomic, ionic, and molecular form, given by the command **hden**) is kept constant. Many other density or pressure distributions can also be computed.

A cloud can be isobaric, maintain constant pressure, if the timescale for changes, for instance in the continuum source or the cooling time, is short compared with the dynamical or sound-crossing time t_d

$$t_d = \frac{\Delta r}{c_s} \text{ [s]} \quad (8.1)$$

where Δr is the cloud thickness and c_s is the sound speed (AGN3 eq 6.25)

19

Cloud density, Hazy 1 Chap 8

- “**hden**” command, Chapt 8.8, sets log of total hydrogen density, cm^{-3}
- sets hydrogen density, molecular, atomic, and ionized
- Density is kept constant by default
 - the H density is the same across the cloud
- Other equations of state possible
 - Constant pressure, dynamical flows, power-laws
- typical H II region density, $n_{\text{H}} = 10^3 \text{ cm}^{-3}$

20

HDEN command

8.8 hden 5.6, [proportional to R -2, ...]

The first number is the log of the total (ionic, atomic, and molecular) hydrogen density at the illuminated face of the cloud. This is the sum

$$n(\text{H}) = n(\text{H}^0) + n(\text{H}^+) + 2n(\text{H}_2) + \sum_{\text{other}} n(\text{H}_{\text{other}}) [\text{cm}^{-3}]. \quad (8.13)$$

If the optional keyword **linear** appears then the number is the density itself and not its log.

For situations where the hydrogen atom is close to LTE and the gas is hot, there is a problem in defining the neutral hydrogen density because of the well-known divergence of the partition function, as discussed, for instance, by *Mihalas (1978)*. The atomic hydrogen density is defined as the total population in all computed levels. In most circumstances, i.e., $n(\text{H}) \leq 10^{15} \text{ cm}^{-3}$ and $T \leq 10^4 \text{ K}$, the ambiguity is much less than 1%.

Several options are available to specify optional power-law dependencies on depth variables. These are described in the next sub-sections.

21

```


# radius, cm-3, is the H II region radius. This is the
Q(H) 49.70
#
# RADIUS gives the separation between the star and the cloud.
# units are log cm. The projected separation between star
# and nebula is about 2 pc according to McLeod. This is
# slightly more than 2 pc (log 2 pc 18.78 cm)
radius 19
#
# this is the log of the hydrogen density, cm-3
hden 3
#

```

22

May also specify

- Gas composition, grains (grain-free solar composition by default)
- Gas equation of state (often constant density)
- Stopping criterion, often lowest gas kinetic temperature or physical thickness



23


Let's model a ...

- H II region abundances
- And grains

```

# radius, cm-3, is the H II region radius. This is the
Q(H) 49.70
#
# RADIUS gives the separation between the star and the cloud.
# units are log cm. The projected separation between star
# and nebula is about 2 pc according to McLeod. This is
# slightly more than 2 pc (log 2 pc 18.78 cm)
radius 19
#
# this is the log of the hydrogen density, cm-3
hden 3
#
# use a standard set of H II region abundances, including grains
abundances HII region
#
# not important in the H II region

```



25

Composition, Hazy 1 Chap 7

- Solar, no grains, by default
- Other standard mixtures possible,
- Stored in data / abundances
- The composition used is reported at the top of the main output

```
Gas Phase Chemical Composition
H : 8.8000 He : 1.8222 Li : 10.2676 B : 1.040000 C : 1.23229 N : 4.1349 O : 1.3979 Ne : 4.2218 Na : 6.5229
Mg : 5.5229 Al : 6.4998 Si : 6.3079 P : 6.7059 S : 5.8000 Cl : 7.0000 Ar : 5.5229 K : 17.0000 Ca : 7.6999
Ti : 6.2200 V : 17.0000 Cr : 6.0000 Mn : 11.0000 Fe : 6.5229 Ni : 7.0000 Cu : 6.0229 Zn : 7.0000

Grain Chemical Composition
C : 1.3029 O : 1.9526 Mg : 4.3347 Si : 4.3347 Fe : 4.3347
```

26

Chapter 7

CHEMICAL COMPOSITION

7.1 Overview

The default solar composition is summarized in Table 7.1. C and O abundances come from photospheric abundances of Allende Prieto et al. (2002, 2001), while N, Ne, Mg, Si, and Fe are from Holweber (2001). The helium abundance is a typical value for nebulae with near-solar compositions. The remainder of the first thirty elements comes from Grevesse and Sauval (1998). Meteoritic and photospheric abundances agree for most elements. They differ by significant amounts for P, S, Cl, and Mn. These are fairly volatile elements so may be deficient in meteorites. For these four the means of the meteoritic and photospheric abundances were used. The default solar abundances are stored in the file data/abundances/default.abn and can be changed by altering or overwriting that file.

27

7.4.3 Abundance "filename.abn" – using tables of abundances

A set of abundances stored in an external file are used if there are no numbers on the abundances command but a file name occurs in quotation marks. Table 7.2 lists the abundance sets that are included in the distribution. When a file is specified the program first checks the local directory and then data/abundances. The following gives some examples:

```
abundances "cameron.abn"
abundances "HII.abn" no grains
```

| File Name | Date | Type |
|-------------------------|------------------|-----------------|
| ct17.01 | 9/16/18, 7:29 AM | Folder |
| data | 9/16/18, 7:28 AM | Folder |
| abundances | 9/16/18, 7:28 AM | Folder |
| alien73.abn | 9/16/18, 7:28 AM | MacVim...ocu |
| Asplund09-iso.abn | 9/16/18, 7:28 AM | MacVim...ocu |
| Cameron.abn | 9/16/18, 7:28 AM | MacVim...ocu |
| Crab.abn | 9/16/18, 7:28 AM | MacVim...ocu |
| default-iso.abn | 9/16/18, 7:28 AM | MacVim...ocu |
| default.abn | 9/16/18, 7:28 AM | MacVim...ocu |
| HII.abn | 9/16/18, 7:28 AM | MacVim...ocu |
| ISM.abn | 9/16/18, 7:28 AM | MacVim...ocu |
| Jenkins09_ISM_Tab4.xlsx | 9/16/18, 7:28 AM | Microsoft...ok |
| Lodders03-iso.abn | 9/16/18, 7:28 AM | MacVim...ocu |
| Lodders09-iso.abn | 9/16/18, 7:28 AM | MacVim...ocu |
| nova.abn | 9/16/18, 7:28 AM | MacVim...ocu |
| PN.abn | 9/16/18, 7:28 AM | MacVim...ocu |
| primordial.abn | 9/16/18, 7:28 AM | MacVim...ocu |
| readMe.txt | 9/16/18, 7:28 AM | Plain Text File |
| Rosman08-iso.abn | 9/16/18, 7:28 AM | MacVim...ocu |
| solar_GASS10.abn | 9/16/18, 7:28 AM | MacVim...ocu |

28

Include some backgrounds

```
abundances nii region
#
# not important in the H II region,
# but will be critical when we
# extend it to the PDR
cosmic ray background
#
# cosmic microwave background at z=0
CMB
#
```

29

CMB

6.6. CMB [REDSHIFT 1000]

45

6.6 CMB [redshift 1000]

This command generates a blackbody radiation field in strict thermodynamic equilibrium (that is, $T_{color} = T_u$, where T_u is the energy-density temperature). The optional argument is the redshift z . If it is not entered then $z = 0$ is assumed. The temperature of the blackbody is given by

$$T_{CMB} = T_0(1+z) \quad [\text{K}] \quad (6.8)$$

where the redshift dependence is from Peebles (1971) and the present temperature of the background is assumed to be $T_0 = 2.725 \pm 0.002\text{K}$ (Mather et al., 1999; Wilkinson, 1987). This command specifies *both* the shape and intensity of the radiation field. A starting radius of 10^{30} cm will be assumed if no starting radius is specified.

30

CMB sets both SED and intensity

4.4.2 Keeping shape and intensity commands together

It is not absolutely necessary to keep the ordered pairs of shape and intensity commands together but this is a good practice since some commands (those given in Table 4.1) specify *both* the shape *and* intensity of the incident radiation field. Problems arise if one of the commands giving both shape and intensity is entered between another pair of shape and intensity commands. For instance, the following will produce unintended results:

```
black body, temp = 5e5 K
CMB, z=2
luminosity (total) 37
```

because the CMB command enters both the shape and intensity of the cosmic microwave background. In this example it comes after the **blackbody** command specifies a shape, but before the **luminosity** command specifies the luminosity of the blackbody. As a result the intensity implicitly entered by the CMB command will apply to the hot blackbody rather than the cosmic microwave background and the **luminosity** command will then incorrectly set the intensity of the cosmic background blackbody shape. This problem cannot occur if the shape and intensity commands are always kept together as in the previous example. The code should produce a warning if shape and luminosity commands are mixed together with a command that enters both.

31

Background cosmic rays

- Interstellar chemistry requires a source of ionization to work
 - To get over “activation barrier” in reactions
- The chemistry network will fail if ionization is not present
- Galactic background cosmic rays provide this ionization in nature
- Cosmic rays background, Chapt 11.6.1

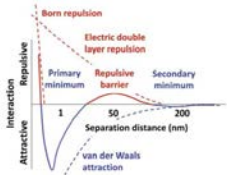


Fig. 2 Colloid-surface interactions emanating from van der Waals attraction, electric double layer repulsion, and Born repulsion producing the repulsive energy barrier, primary minimum attraction, and secondary minimum attraction.

32

Converging the optical depths

- Iterate command, hazy 10.7
- Iterate to convergence
- Hazy 10.7.3 Convergence problems
 - Trouble if outer edge of cloud changes between iterations
 - For instance, by lowest temperature
 - Set outer radius or column density

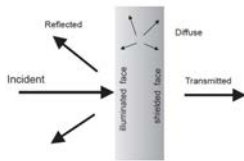


Figure 2.1: Several of the radiation fields that enter in the calculations.

33

Iterate to converge optical depths

- # we must iterate at least one time
- # to establish line optical depths
- iterate
- # we only want the output for the last iteration
- print last iteration
- #

34

Did Cloudy end OK?

- Check the last line of the output. It should say “Cloudy exited OK”

[Stop in cdMain at ../maincl.cpp:470, Cloudy exited OK]

35

What Cloudy did

- Transfer the beam of light into the cloud
 - Attenuate starlight by gas and dust opacity
- Determine the level of ionization at every depth point
- Determine the chemistry too
- Solve for the gas kinetic temperature
- Determine the populations of thousands of levels within hundreds of ions and molecules
- Predict spectrum of thousands of lines
- All self-consistently, with few free parameters

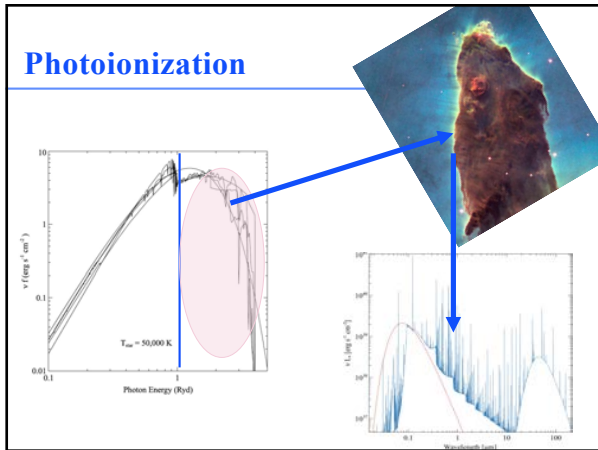
36

“Save” files

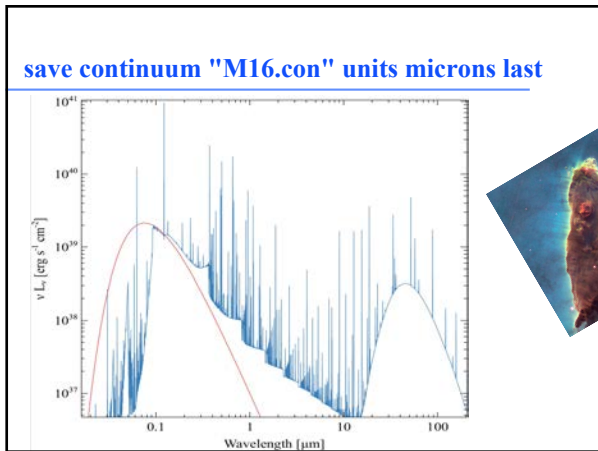
- The input contains a number of “save commands”
 - These are how we access part of the vast amount of information Cloudy computes
- Keywords specify what to save
- “Filename” to say where to save it

```
# save the spectrum
save continuum "M16.con" units microns last
#
```

37



38



39

Notes on save files

- The command must include a filename between double quotes
 - Office products will put “smart quotes” in our examples
 - C++ requires straight quotes


```
set path "example"
save overview ".ovr"
```
- Data in save files are tab, not space, delimited

40

Cloud structure

this will save the temperature and
ionization of the cloud
save overview "M16.ovr" last

The overview file contains a lot
of useful information including the
gas temperature and ionization of
some abundant elements




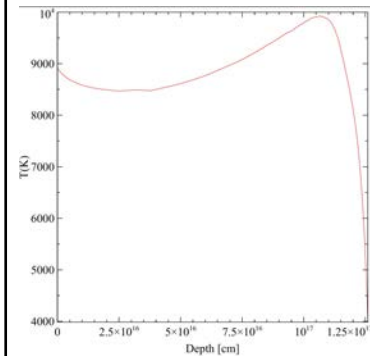
41

Kinetic temperature

- How hot the gas is.
 - Grains present but have a different set of temperatures
- The electron temperature or kinetic temperature is the only well defined temperature in the system

42

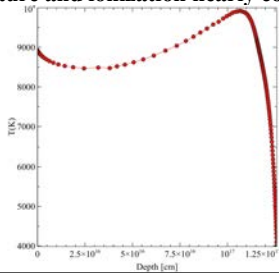
Kinetic temperature vs depth



43

“zones”

- Cloudy divides a cloud into thin layers called “zones”
- Temperature and ionization nearly constant within each zone



44


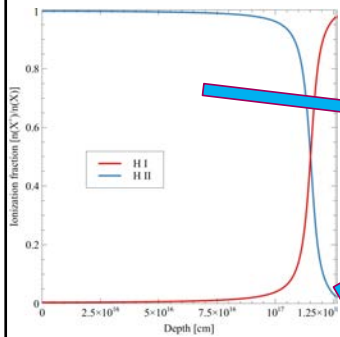
Ionization fractions

- The fraction of an element present in a particular ionization stage
- More useful than the density of ions
- $0 \leq IF \leq 1$

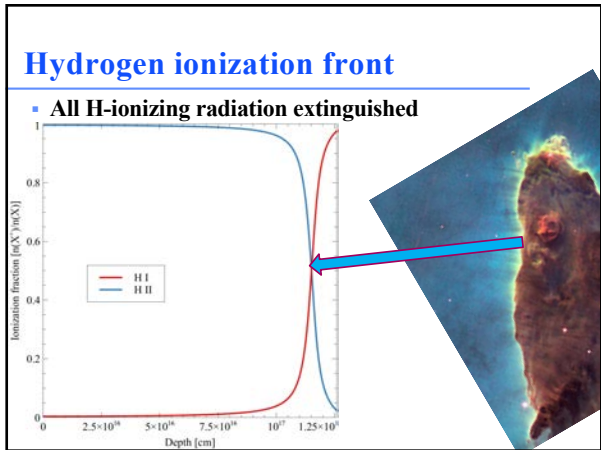
| | Spectrum | Baryon |
|------------------|----------------|-----------------|
| Atomic hydrogen | H I | H ⁰ |
| Ionized hydrogen | H II | H ⁺ |
| Doubly ionized C | C III | C ²⁺ |
| Molecular H | H ₂ | H ₂ |

45

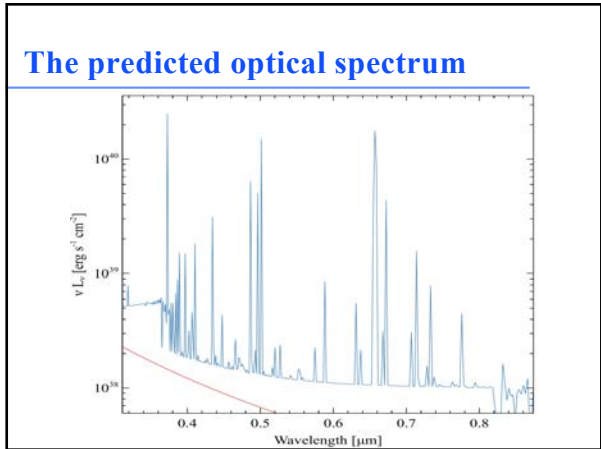
Hydrogen ionization



46



47



48

Save continuum

16.41.5 The units option - changing the continuum units

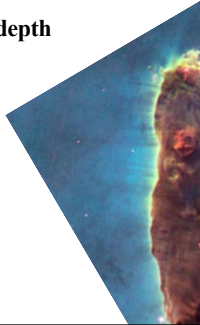
By default, the energy units for the first column, which gives the wavelength or energy for each point in the continuum, are Rydbergs. The units can be changed to any of several energy or wavelength units with the **units** keyword that appears on a **save continuum** command. The following keywords are recognized: **_micron**, **_eV**, **_keV**, **_MeV**, **wavenumber**, **centimeter** (also **cm**), **_mm**, **_nm**, **Angstrom**, **Hz**, **_kHz**, **_MHz**, **_GHz**, **Kelvin** (also **K**), **erg**, and **Rydberg**. Both the keyword **units** and one of these units must appear for the units of the energy scale to be changed.

Column 10 and 11. Line and continuum labels indicate the lines and continuum edges that might contribute at that energy. The line label gives the label for the strongest line in the total spectrum (reflected plus outward) the line-center of which lies in that bin. (This is new in C10. All previous versions simply reported the first line encountered, as is still the case with the continuum label.) The continuum labels are established when the code is set up and they do not mean that the continuum feature is actually present in the spectrum.

49

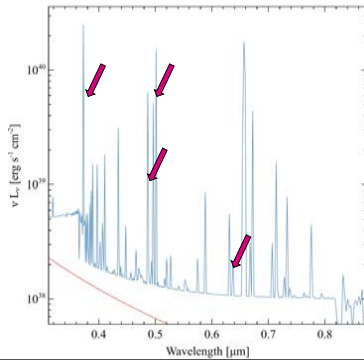
Save some line brightness vs depth

```
# save line emissivity as a function of depth
save line emissivity ".ems" last
H 1 4861.33A
O 1 6300.30A
Blnd 3727.00A
O 3 5006.84A
end of lines
```



50

The predicted optical spectrum

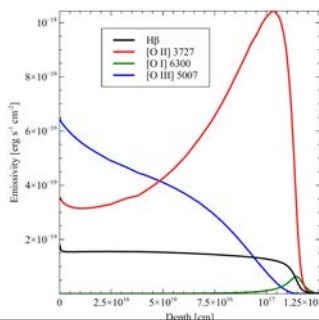


We are saving
the brightness
of these lines vs
depth

51

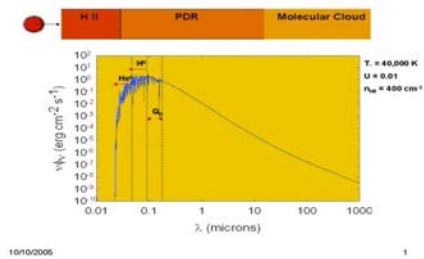
Lines brightness across cloud

- Our model had constant density
- It predicts a ~2x increase in brightness in total line emission
- Appearances can be deceiving!



52

Nick Abel's H^+ - H^0 - H_2 region animation



53
